




ACT 1.12 Application of limits
By: Lucy Solís



100
3

Name Hannia Larissa Gómez Wolfskill Group 401 Date 29/08/17

1. Calculating a Child's Dosage

Since most pharmaceutical reference manuals only list adult dosages, pediatricians have to be especially careful when calculating dosages for their patients. Fortunately, there are several methods to choose from when calculating how much of a particular antibiotic or medication should be prescribed to a child. In this activity, we focus on one calculation method Young's Rule.

If we let d = the child's dosage (in mg), D = the adult dosage (in mg), and A = the child's age (in years), then we have the following:

$$\text{Young's Rule: } d = \frac{DA}{A+12} \quad d = \frac{100(\quad)}{(\quad)+12}$$

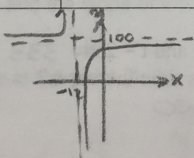
- a) Suppose the adult dosage of an antibiotic is 100mg per day. Use the Young's Rule to determine the corresponding children's dosage for the given ages.

Child's Age	Young's Rule
2	14.286
4	25
6	33.33
8	40
10	45.455
12	50

$$y = \frac{100x}{x+12}$$

$VA = -12$
 $HA = 100$

- b) Use Geogebra to graph the function $d = \frac{DA}{A+12}$



- c) The value of A could be negative? Explain

No, because there is no negative age.

- d) If a 2 year-old child takes 12.5 mg ¿What is the adult dosage?

$= 87.5 \text{ mg.}$

$$d = \frac{DA}{A+12} \quad 12.5 = \frac{D(2)}{2+12} \quad D = \frac{12.5 \times 14}{2}$$

$\lim_{A \rightarrow 0} d(D)$

- e) Find the $\lim_{A \rightarrow 0} d(D)$ and explain the meaning of this value in the context

$\lim_{A \rightarrow 0} d(D) = 100$, using the graph.

2. Environment. A utility company burns coal to generate electricity. The cost C in dollars of removing $p\%$ of the air pollutants in the stack emissions is

$$C = \frac{80,000p}{100-p} \quad 0 \leq p < 100$$

$C = \text{cost in dollars.}$
 $P = \%$

$$C = \frac{80,000(\quad)}{100 - (\quad)}$$

Find the cost of removing

- a) 15% = 14,117
- b) 50% = 80,000
- c) 90% of the pollutants = 720,000
- d) Find the limit of C as $p \rightarrow 100^-$

$$\lim_{p \rightarrow 100^-} f(x) = +\infty$$

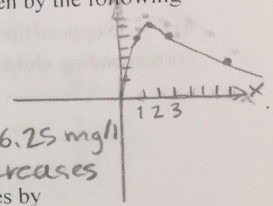
Larson, R. and Edwards, B., 2010, *Calculus of a single variable*, Washington, D.C., United States of America, CENGAGE Learning.

3. A drug given to a patient and the concentration of the drug in the bloodstream is carefully monitored. At time $t \geq 0$ (in minutes after patient receiving the drug), the concentration in milligrams per litre (mg/l) is given by the following function

$$C(t) = \frac{25t}{t^2 + 4}$$

- a) Sketch the graph of the drug concentration (mg/l) versus time (min).
- b) When the highest concentration of the drug occurs, and what is it? = 2 minutes, 6.25 mg/l
- c) What eventually happens to the concentration of the drug in the blood stream? = it decreases
- d) Write a mathematical expression that shows the behavior of the concentration as time goes by

$$= \lim_{t \rightarrow \infty} f(t) = 0$$



4. The game commission introduces 100 deer into newly acquired state game lands. The population N of the herd is modeled by

$$N = \frac{100 + 60t}{1 + 0.04t} \quad t \geq 0$$

$$N = \frac{100 + 60(x)}{1 + 0.04(x)}$$

- a) Find the population when $t = 5$, $t = 10$ and $t = 25$. $N = 333.33$, $N = 500$, $N = 800$
- b) What is the limiting size of the herd as time increases?

$$= \lim_{t \rightarrow \infty} f(t) = 1,500$$

5. Psychologists have developed mathematical models to predict memory performance as a function of the number of trials n of a certain task. Consider the learning curve

$$P = \frac{0.5 + 0.9(n-1)}{1 + 0.9(n-1)} \quad n > 0$$

where P is the fraction of correct responses after n trials.

- a) Complete the table for this model. What does it suggest?

n	1	2	3	4	5	6	7	8	9	10
P	0.5	0.73	0.82	0.86	0.89	0.909	0.92	0.93	0.94	0.95

- b) According to this model, what is the limiting percent of correct responses as n increases?

$$= \lim_{n \rightarrow \infty} f(n) = 1$$