

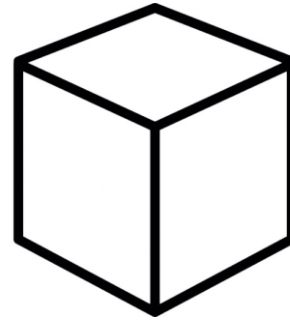
自學活動(五)：同棱(common Edge)與同頂(common Vertex)

姓名：_____ ()

A. 正方體

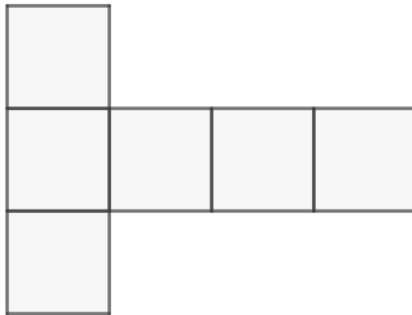
每一條棱緊貼著 _____ 塊面。

每一個頂點緊貼著 _____ 塊面。



B. 在摺紙圖樣裡找出相同的棱、相同的頂。步驟:

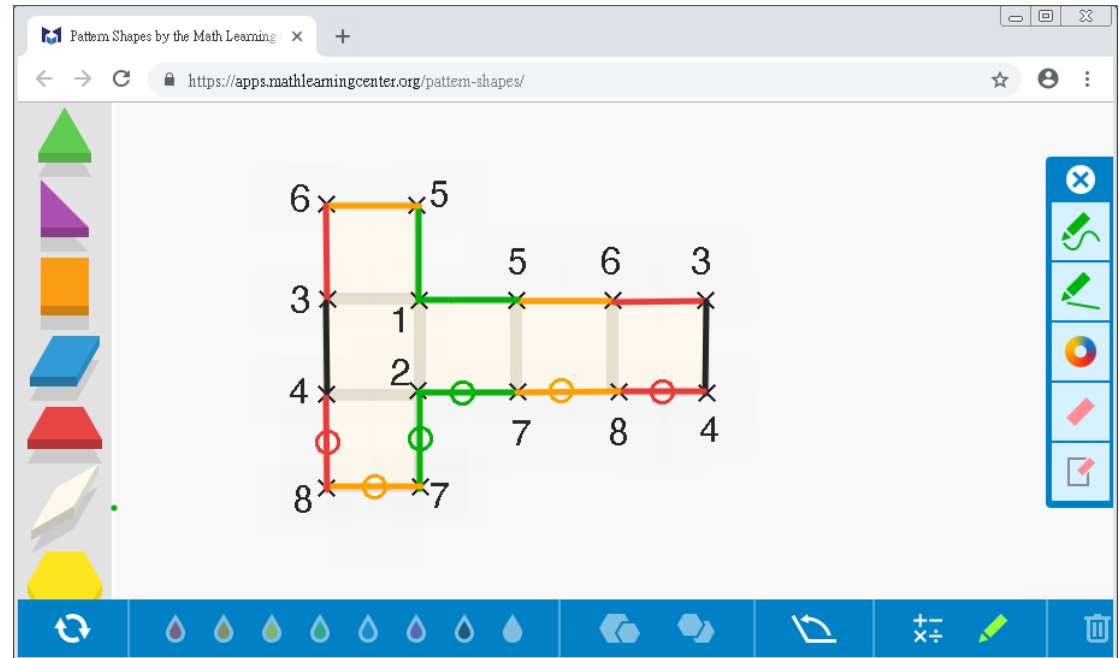
1. 繪畫摺紙圖樣。



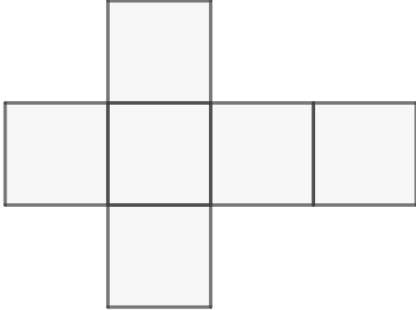
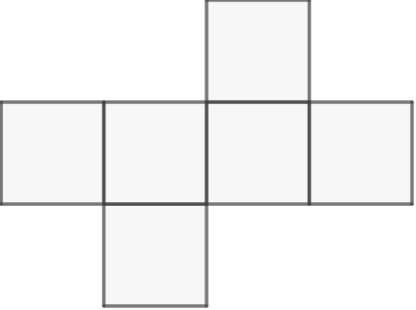
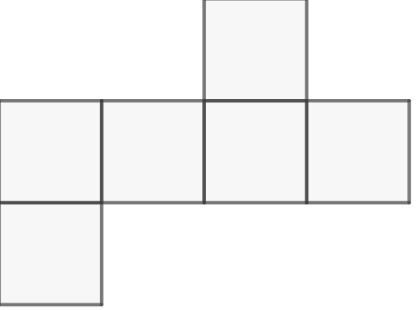
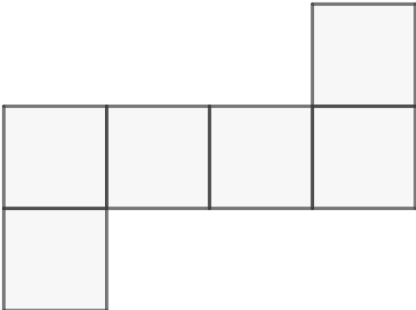
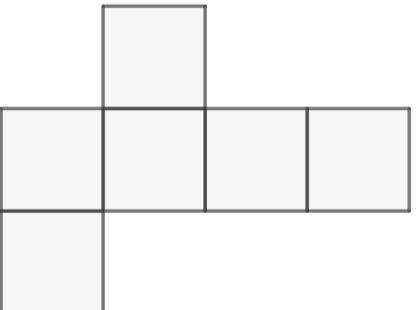
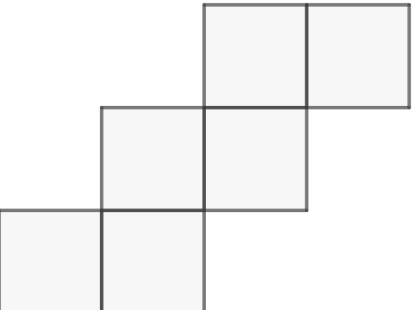
2. 把同棱的塗上相同的顏色。

3. 用 1-8 標示八個頂點。

4. 例子:



C. 在下列摺紙圖樣裡找出同棱、同頂；依上面的步驟表示。

1. 	2. 	3. 
4. 	5. 	6. 



Math Learning Center
<https://www.mathlearningcenter.org/resources/apps/pattern-shapes>

