

時間山策略

第四節分析課

速算計時練習

速算題

姓名：林傲兒 (10) 班別：3B

時間：52

1. 2 小時 = 120 分鐘

2. 3 分鐘 = 180 秒

3. 5 分鐘 8 秒 = 308 秒

$$\begin{array}{r} 120 \\ + 60 \\ \hline 180 \end{array}$$

$$\begin{array}{r} 180 \\ \times 2 \\ \hline 360 \end{array}$$

撥時鐘 找時距

弟弟在星期五留校參加課外活動：

(3) 開始時間.....1時30分

(4) 結束時間.....2時46分



找出時間



介紹 -

時間山策略

(Elapsed Time
Mountain Strategy)

在時間線上分別以：

- 大山(Mountains) 代表「增加1小時」



- 小山崗(Hills)代表「增加5, 10分鐘」



- 石頭(Rocks)代表「增加1分鐘」



教師示範

The image shows a teacher with long dark hair and glasses writing on a green chalkboard. On the left, a portion of another chalkboard is visible with the text '期' and '甲階梯'. On the main chalkboard, there is a diagram and handwritten text. The diagram consists of a horizontal line with several shapes above it: a triangle labeled '1', a semi-circle labeled '10', another semi-circle labeled '5', and a smaller semi-circle labeled '1'. Below the horizontal line, there are time points: '開始時間: 2:30', '2:30', '2:40', '2:45', '2:46', and '結束時間'. A vertical dashed line is drawn at 2:30, and another at 2:46. Below the diagram, the calculation $10 + 5 + 1 = 16$ 分鐘 is written. A vertical dashed line is also drawn at 2:30, and the text ': 1小時' is written next to it. In the top left corner of the main chalkboard, there is a small poster with the text 'Remember', 'Understand', 'Apply', and 'Analyze'.

期

甲階梯

Analyze
Apply
Understand
Remember

開始時間: 2:30

2:30

2:40

2:45

2:46

結束時間

: 1小時

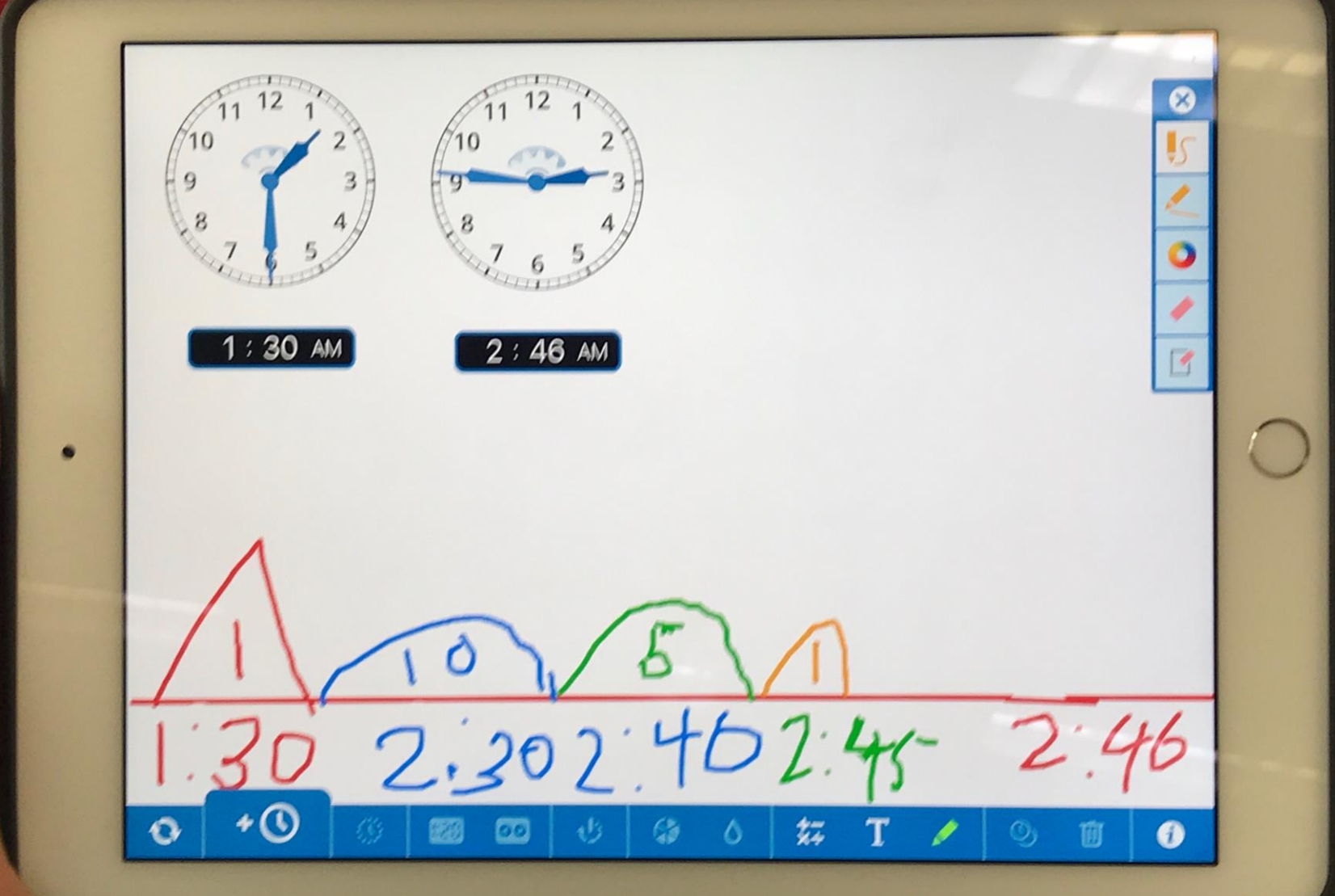
$10 + 5 + 1 = 16$ 分鐘



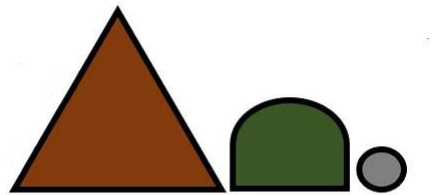
MOUNTAIN METHOD
Elapsed Time
Strategy



找出時間



The tablet screen displays a whiteboard with two analog clocks at the top. The left clock shows 1:30 AM, and the right clock shows 2:46 AM. Below the clocks, a hand-drawn mountain range is shown with a red horizontal line as a baseline. The mountains are colored and labeled with numbers: a red triangle labeled '1', a blue rounded rectangle labeled '10', a green rounded rectangle labeled '5', and an orange triangle labeled '1'. Below the mountains, the corresponding times are written in matching colors: 1:30 (red), 2:30 (blue), 2:40 (green), 2:45 (orange), and 2:46 (red). The whiteboard interface includes a toolbar on the right with icons for erasing, drawing, and deleting, and a bottom toolbar with icons for undo, redo, and other editing functions.



MOUNTAIN METHOD
Elapsed Time
Strategy

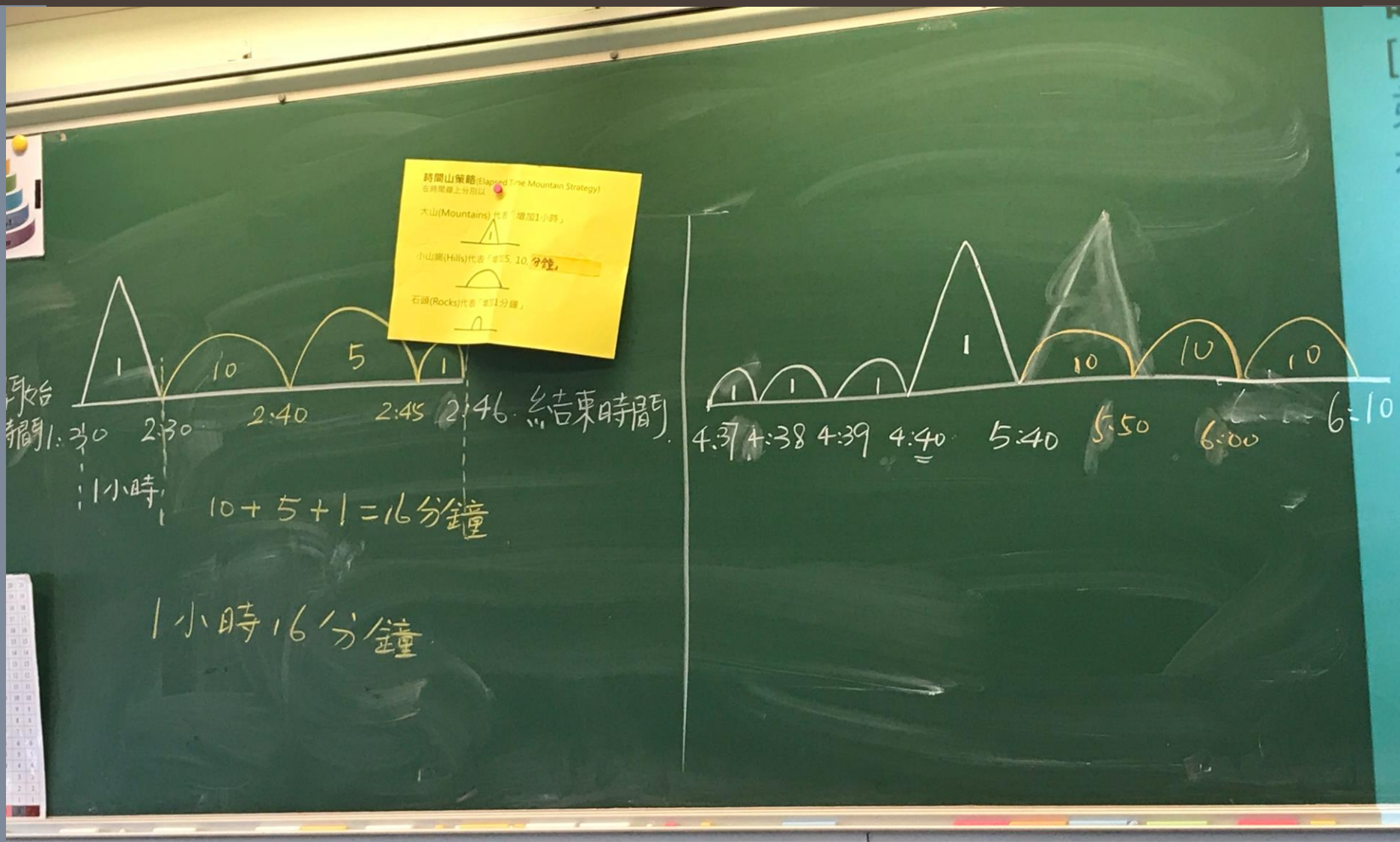


找出時間

弟弟留校參加週五特別課程，

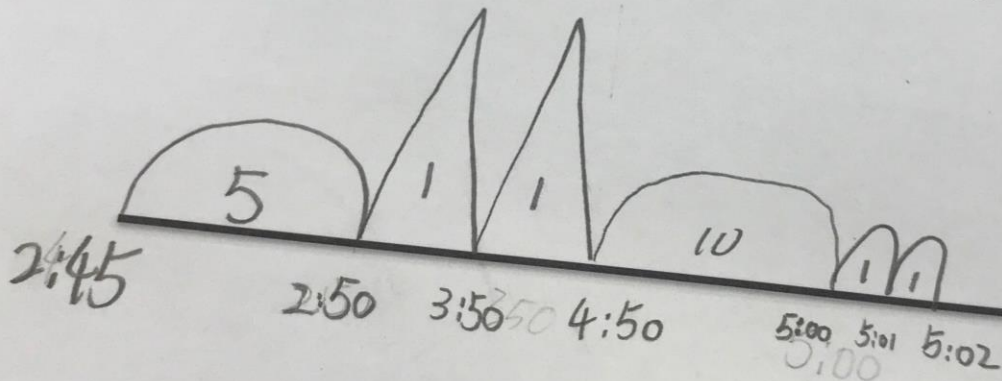
該特別課程在下午4時37分開始，
到下午6時10分結束。

繪圖例子



課堂練習

小恩在星期五參與週五特別課程，該班在下午 2時45分
結束。想問這個週五特別課程的活動時間是多少？



活動時間:

2+1

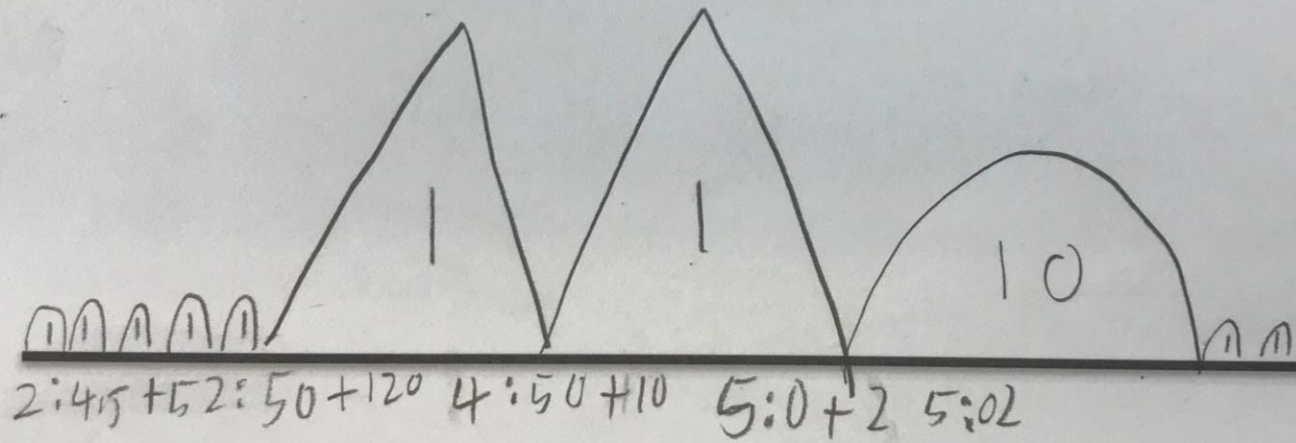
= 2 小時

= 分鐘

共 2 小時 分鐘。

課堂練習

小恩在星期五參與週五特別課程，該班在下午 2時 45 結束。想問這個週五特別課程的活動時間是多少？



活動時間:

= _____ 小時